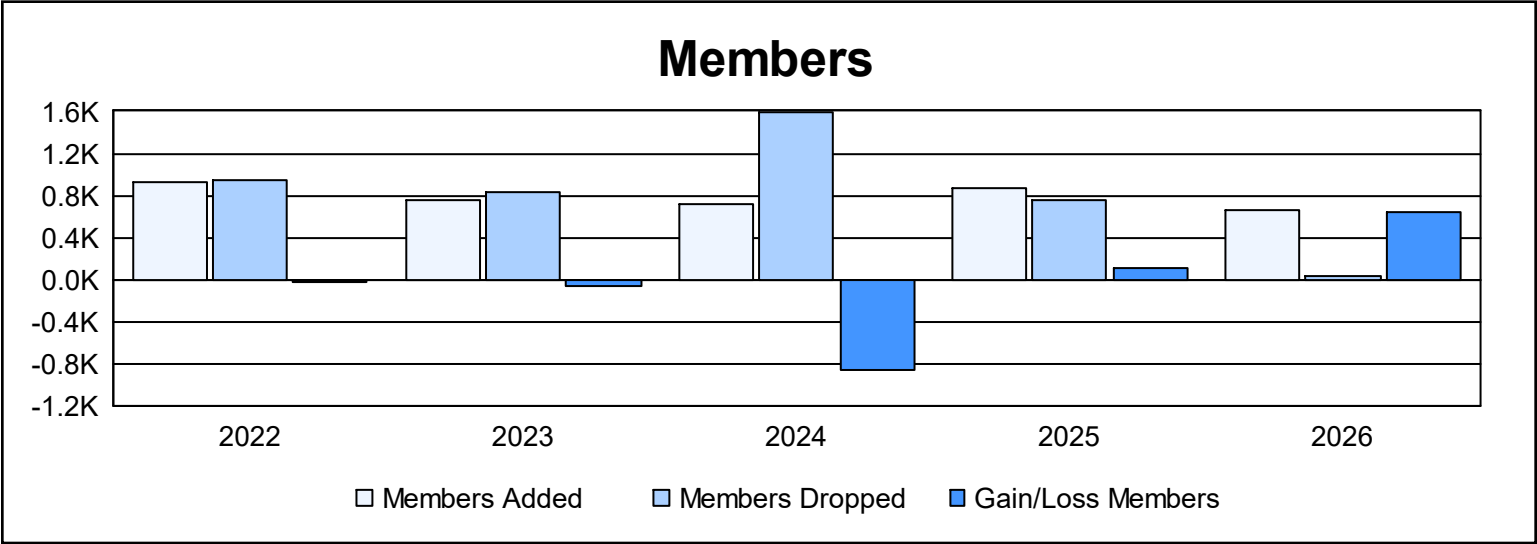
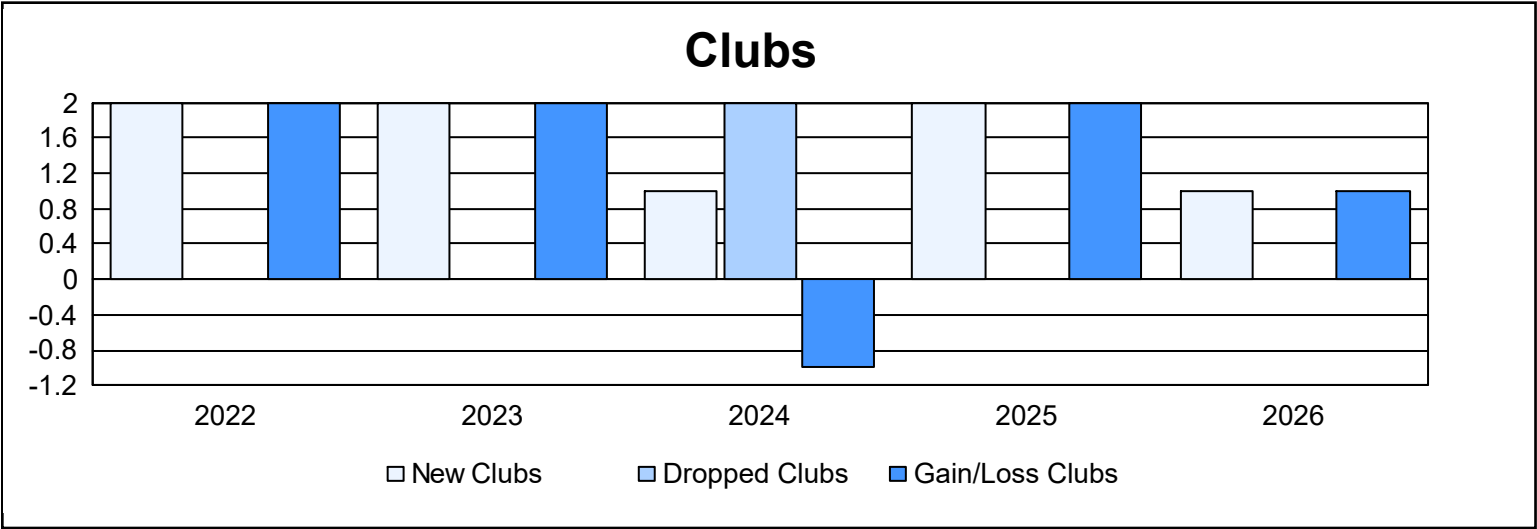
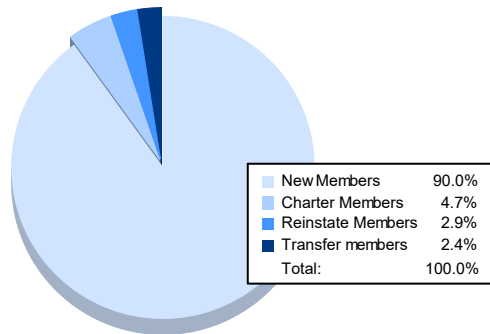


| Year      | New Clubs | Dropped Clubs | Gain/ Loss Clubs | New Members | Charter Members | Reinstate Members | Transfer Members | Total Member Added | Total Members Dropped | Gain/ Loss Members |
|-----------|-----------|---------------|------------------|-------------|-----------------|-------------------|------------------|--------------------|-----------------------|--------------------|
| 2021-2022 | 2         | 0             | 2                | 785         | 99              | 33                | 10               | 927                | 946                   | -19                |
| 2022-2023 | 2         | 0             | 2                | 650         | 78              | 26                | 9                | 763                | 830                   | -67                |
| 2023-2024 | 1         | 2             | -1               | 663         | 31              | 23                | 6                | 723                | 1,589                 | -866               |
| 2024-2025 | 2         | 0             | 2                | 691         | 99              | 68                | 14               | 872                | 758                   | 114                |
| 2025-2026 | 1         | 0             | 1                | 593         | 31              | 19                | 16               | 659                | 25                    | 634                |
| Average   | 2         | 0             | 1                | 676         | 68              | 34                | 11               | 789                | 830                   | -41                |



### Membership Composition September 2025 Cumulative



### Gender Composition September 2025 Cumulative

